



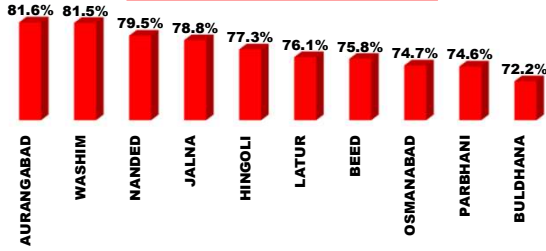
महाआवास अभियान २०२३-२४

दैनिक प्रगती अहवाल : २२.१२.२०२३

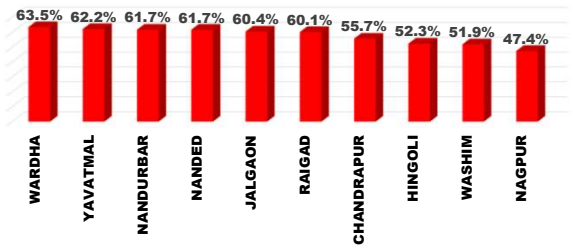
प्रधानमंत्री आवास योजना ग्रामीण – मंजूरी, पूर्ण घरकुले, हप्ते वितरण, भूमिहीन, आर्थिकदृष्ट्या अपूर्ण
राज्य पुरस्कृत ग्रामीण आवास योजना – मंजूरी, पूर्ण घरकुले, हप्ते वितरण, आर्थिकदृष्ट्या अपूर्ण

योजना	एकूण मंजूरी	दैनिक मंजूरी	एकूण पूर्ण	दैनिक पूर्ण घरकुले	दैनिक पहिला हप्ता वितरित	दैनिक दुसरा हप्ता वितरित	दैनिक तिसरा हप्ता वितरित
प्रधानमंत्री आवास योजना ग्रामीण	१३७९७६०	०	१२०३४००	२४४	५०	३३६	४३९
राज्य योजना	६९२७४१	१०२९	४६४९९६	४८७	६६	१०६	६६
एकूण	२०७२५०१	१०२९	१६६८३९६	७३१	११६	४४२	५०५

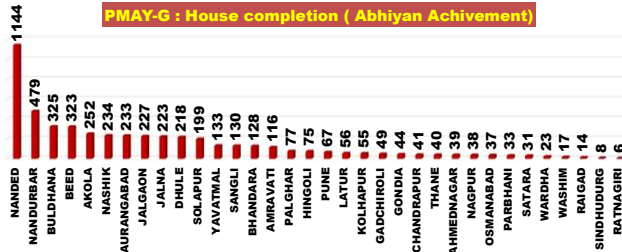
PMAY-G Completion Bottom 10 Dist.



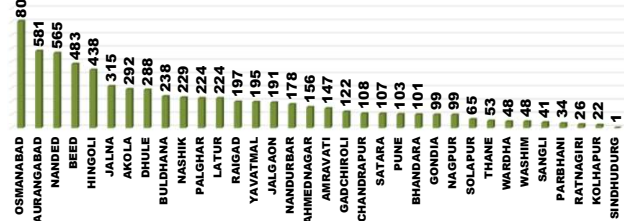
State Schemes Completion Bottom 10 Dist.



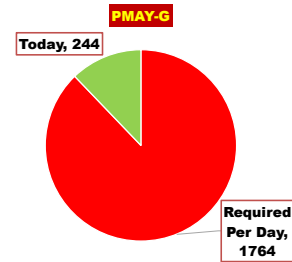
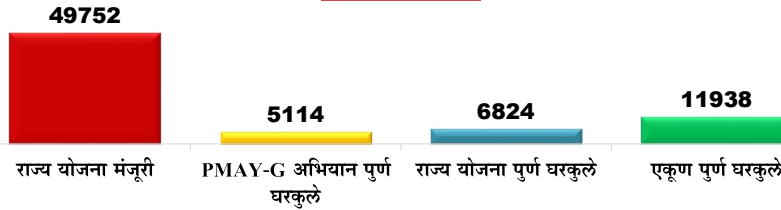
PMAY-G : House completion (Abhiyan Achievement)



State Schemes : House completion (Abhiyan Achievement)



Abhiyan Progress



राज्य व्यवस्थापन कक्ष- ग्रामीण गृहनिर्माण

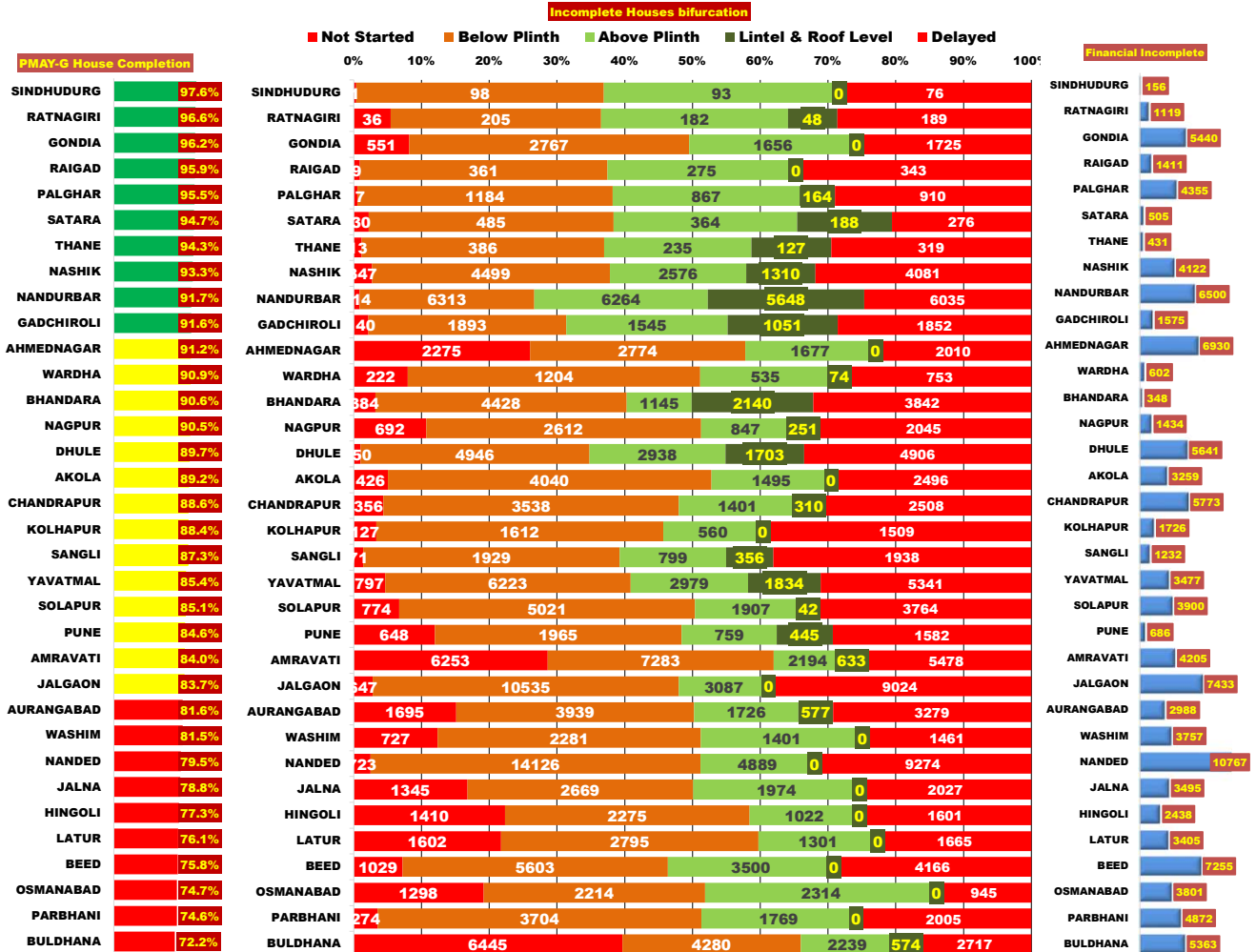
४ था मजला, दक्षिण कक्ष, सिडको भवन, सीबीडी बेलगापुर, नवी मुंबई - ४०० ६१४.

प्रधानमंत्री आवास योजना - ग्रामीण : भूमिहीन लाभार्थी अहवाल

Sr. No.	District	Google Sheet Report			AwaasSoft Report			
		Total Landless	Provided land	Remaining	Landless beneficiaries tagged in AwaasSoft	Landless beneficiaries provided land	Remaining Landless	Remaining Tag (provided land)
1	DHULE	18	18	0	21	21	0	-3
2	GADCHIROLI	9	9	0	9	9	0	0
3	GONDIA	2450	2450	0	2452	2324	128	126
4	KOLHAPUR	257	257	0	244	228	16	29
5	NANDURBAR	0	0	0	0	0	0	0
6	PALGHAR	11	11	0	11	11	0	0
7	RAIGAD	6	6	0	6	6	0	0
8	RATNAGIRI	23	23	0	23	23	0	0
9	SINDHUDURG	420	420	0	414	414	0	6
10	THANE	90	81	9	95	60	35	21
11	SATARA	787	770	17	789	708	81	62
12	NANDED	354	322	32	360	263	97	59
13	SANGLI	281	210	71	275	133	142	77
14	BEED	212	125	87	347	66	281	59
15	WARDHA	2066	1922	144	2192	1911	281	11
16	NASHIK	1680	1513	167	1708	1458	250	55
17	AKOLA	5810	5574	236	5751	5494	257	80
18	PARBHANI	307	63	244	280	77	203	-14
19	JALGAON	21244	20917	327	22195	20597	1598	320
20	CHANDRAPUR	2285	1957	328	2231	1789	442	168
21	PUNE	2056	1681	375	2037	866	1171	815
22	BHANDARA	4811	4423	388	4810	4505	305	-82
23	NAGPUR	4354	3877	477	4327	3572	755	305
24	WASHIM	2448	1845	603	2434	1477	957	368
25	YAVATMAL	2742	2073	669	2825	2038	787	35
26	HINGOLI	1713	796	917	1680	466	1214	330
27	JALNA	1359	406	953	1361	85	1276	321
28	LATUR	2178	1194	984	2087	810	1277	384
29	OSMANABAD	2085	1074	1011	2062	102	1960	972
30	SOLAPUR	5563	4216	1347	4947	3871	1076	345
31	AURANGABAD	3266	1700	1566	3155	1805	1350	-105
32	AHMEDNAGAR	7459	5269	2190	7578	5126	2452	143
33	BULDHANA	15134	9758	5376	15476	9718	5758	40
34	AMRAVATI	19873	13999	5874	19786	13605	6181	394
	Total	113351	88959	24392	113968	83638	30330	5525

प्रधानमंत्री आवास योजना ग्रामीण - पूर्ण घरकूले

Sr. No.	Division	Sanction	21.12.2023	22.12.2023	Daily Achivement	Remaining	Completed & verified	Remaining verified
1	NASHIK DIV.	409693	369329	369431	102	40262	352575	16856
2	AURANGABAD DIV.	233475	182187	182248	61	51227	175814	6434
3	AMRAVATI DIV.	264811	220008	220037	29	44774	213453	6584
4	NAGPUR DIV.	286532	264365	264394	29	22138	257564	6830
5	PUNE DIV.	115963	100956	100974	18	14989	97993	2981
6	KONKAN DIV.	69286	66311	66316	5	2970	65108	1208
Total		1379760	1203156	1203400	244	176360	1162507	40893



प्रधानमंत्री आवास योजना ग्रामीण - पूर्ण घरकूले

Sr. No.	District	Sanction	21.12.2023	22.12.2023	Daily Achivement	Remaining	Completed & verified	Remaining verified
1	NANDURBAR	118395	108525	108574	49	9821	99956	8618
2	JALGAON	77222	64635	64663	28	12559	63006	1657
3	NANDED	68323	54284	54309	25	14014	53045	1264
4	DHULE	64625	57978	57997	19	6628	54888	3109
5	BEED	34632	26234	26248	14	8384	24997	1251
6	BULDHANA	44300	31976	31990	14	12310	30762	1228
7	AKOLA	46638	41569	41579	10	5059	40929	650
8	BHANDARA	63543	57547	57555	8	5988	55446	2109
9	GADCHIROLI	31557	28907	28915	8	2642	26928	1987
10	SOLAPUR	44901	38186	38194	8	6707	37157	1037
11	OSMANABAD	13736	10259	10266	7	3470	9355	911
12	WARDHA	17642	16025	16032	7	1610	15607	425
13	PUNE	19127	16172	16178	6	2949	15310	868
14	JALNA	23943	18855	18860	5	5083	18186	674
15	NAGPUR	36085	32639	32644	5	3441	31683	961
16	NASHIK	89276	83292	83297	5	5979	80544	2753
17	LATUR	20128	15307	15311	4	4817	14994	317
18	PALGHAR	35170	33587	33591	4	1579	32938	653
19	HINGOLI	17855	13799	13802	3	4053	13454	348
20	KOLHAPUR	16942	14976	14979	3	1963	14755	224
21	AMRAVATI	91872	77185	77187	2	14685	75509	1678
22	AURANGABAD	36139	29491	29493	2	6646	28202	1291
23	WASHIM	18839	15357	15359	2	3480	14924	435
24	AHMEDNAGAR	60175	54899	54900	1	5275	54181	719
25	GONDIA	95679	92023	92024	1	3655	91479	545
26	PARBHANI	18719	13958	13959	1	4760	13581	378
27	SATARA	14344	13587	13588	1	756	13277	311
28	THANE	9548	9005	9006	1	542	8787	219
29	YAVATMAL	63162	53921	53922	1	9240	51329	2593
30	CHANDRAPUR	42026	37224	37224	0	4802	36421	803
31	RAIGAD	9768	9366	9366	0	402	9218	148
32	RATNAGIRI	9744	9416	9416	0	328	9273	143
33	SANGLI	20649	18035	18035	0	2614	17494	541
34	SINDHUDURG	5056	4937	4937	0	119	4892	45
Total		1379760	1203156	1203400	244	176360	1162507	40893

राज्यपुरस्कृत आवास योजना ग्रामीण - मंजूरी

Sr. No.	Division	Target	21.12.2023	22.12.2023	Daily Achivement	Sanction %	Remaining	Sanction State Rank
1	KONKAN DIV.	57796	37840	38223	383	66.1%	19573	1
2	PUNE DIV.	97714	76387	76593	206	78.4%	21121	2
3	AMRAVATI DIV.	238876	120533	120717	184	50.5%	118159	4
4	NAGPUR DIV.	218681	127560	127709	149	58.4%	90972	3
5	NASHIK DIV.	260634	140790	140881	91	54.1%	119753	5
6	AURANGABAD DIV.	352749	188602	188618	16	53.5%	164131	6
	Total	1226450	691712	692741	1029	56.5%	533709	

Sr. No.	District	Target	21.12.2023	22.12.2023	Daily Achivement	Sanction %	Remaining	Sanction State Rank
1	PALGHAR	16531	11820	12202	382	73.8%	4329	8
2	AKOLA	42134	23958	24142	184	57.3%	17992	21
3	SOLAPUR	34597	24063	24168	105	69.9%	10429	14
4	CHANDRAPUR	65429	38870	38947	77	59.5%	26482	28
5	KOLHAPUR	18861	15506	15578	72	82.6%	3283	4
6	NASHIK	56911	26861	26928	67	47.3%	29983	30
7	GONDIA	33141	16122	16181	59	48.8%	16960	18
8	PUNE	18857	14243	14272	29	75.7%	4585	9
9	JALGAON	63948	32540	32558	18	50.9%	31390	31
10	NANDED	58008	24564	24580	16	42.4%	33428	32
11	GADCHIROLI	27157	18320	18333	13	67.5%	8824	13
12	AHMEDNAGAR	44294	40756	40762	6	92.0%	3532	6
13	THANE	11112	6410	6411	1	57.7%	4701	10
14	AMRAVATI	50420	24810	24810	0	49.2%	25610	27
15	AURANGABAD	42766	25650	25650	0	60.0%	17116	19
16	BEED	49098	26237	26237	0	53.4%	22861	24
17	BHANDARA	33244	17699	17699	0	53.2%	15545	17
18	BULDHANA	46022	21221	21221	0	46.1%	24801	26
19	DHULE	41185	21774	21774	0	52.9%	19411	23
20	HINGOLI	42152	24163	24163	0	57.3%	17989	20
21	JALNA	49553	21399	21399	0	43.2%	28154	29
22	LATUR	42065	27608	27608	0	65.6%	14457	16
23	NAGPUR	40038	21123	21123	0	52.8%	18915	22
24	NANDURBAR	54296	18859	18859	0	34.7%	35437	33
25	OSMANABAD	26451	19397	19397	0	73.3%	7054	12
26	PARBHANI	42656	19584	19584	0	45.9%	23072	25
27	RAIGAD	13025	9647	9647	0	74.1%	3378	5
28	RATNAGIRI	13553	7357	7357	0	54.3%	6196	11
29	SANGLI	12090	9636	9636	0	79.7%	2454	3
30	SATARA	13309	12939	12939	0	97.2%	370	1
31	SINDHUDURG	3575	2606	2606	0	72.9%	969	2
32	WARDHA	19672	15426	15426	0	78.4%	4246	7
33	WASHIM	28321	16603	16603	0	58.6%	11718	15
34	YAVATMAL	71979	33941	33941	0	47.2%	38038	34
	Total	1226450	691712	692741	1029	56.5%	533709	

राज्यपुरस्कृत आवास योजना ग्रामीण - प्रलंबीत मंजूरी

Sr. No.	Division	रमाई आवास योजना	शबरी आवास योजना	आदीम आवास योजना	पारधी आवास योजना	य.च.मु.व योजना	पुण्यश्लोक अहिल्यादेवी होळकर धरकूल योजना	मोदी आवास
1	KONKAN DIV.	1387	6757	25	3	22	0	11249
2	PUNE DIV.	7181	2552	4	55	20	60	11379
3	NAGPUR DIV.	21835	17415	81	2	1151	16	43901
4	AMRAVATI DIV.	26145	17872	117	9	626	9	50472
5	NASHIK DIV.	18488	57253	61	17	8	25	73381
6	AURANGABAD DIV.	58667	25357	238	26	2117	861	76865
	Total	133703	127206	526	112	3944	971	267247

Sr. No.	District	रमाई आवास योजना	शबरी आवास योजना	आदीम आवास योजना	पारधी आवास योजना	य.च.मु.व योजना	पुण्यश्लोक अहिल्यादेवी होळकर धरकूल योजना	मोदी आवास
1	SATARA	0	0	0	0	0	0	138
2	SINDHUDURG	90	14	16	0	0	0	370
3	SANGLI	1009	30	0	12	0	0	386
4	KOLHAPUR	1157	35	0	0	0	60	849
5	RAIGAD	523	801	0	2	0	0	1403
6	AHMEDNAGAR	1001	2393	0	0	0	0	1446
7	WARDHA	9	25	2	0	0	0	1953
8	PALGHAR	99	3841	3	0	0	0	2031
9	PUNE	854	2247	4	14	20	0	2052
10	THANE	321	2017	6	0	0	0	2357
11	RATNAGIRI	354	84	0	1	22	0	2792
12	OSMANABAD	3475	180	0	0	1446	0	3354
13	GADCHIROLI	1075	2502	26	0	0	0	4210
14	SOLAPUR	4161	240	0	29	0	0	5221
15	WASHIM	1992	911	0	0	0	2	5603
16	LATUR	7079	932	0	4	6	833	5735
17	BHANDARA	3005	1444	0	0	62	1	5812
18	GONDIA	2536	813	0	0	0	15	5999
19	AURANGABAD	7186	4112	0	6	0	0	6489
20	HINGOLI	6763	7872	0	0	0	0	6509
21	AKOLA	8630	2449	0	1	0	0	6912
22	NAGPUR	10269	2133	0	0	4	0	8339
23	DHULE	3859	7205	0	0	8	0	8496
24	BEED	5568	1298	0	6	0	0	8813
25	PARBHANI	7687	2134	0	0	196	24	9903
26	BULDHANA	5765	1974	0	0	0	7	11033
27	AMRAVATI	4002	7975	0	7	114	0	13031
28	CHANDRAPUR	4941	10498	53	2	1085	0	13512
29	JALNA	16957	2226	0	2	469	4	13596
30	NASHIK	10404	13023	61	6	0	0	15989
31	JALGAON	2269	2952	0	1	0	25	17055
32	NANDED	3952	6603	238	8	0	0	22627
33	NANDURBAR	955	31680	0	10	0	0	26143
34	YAVATMAL	5756	4563	117	1	512	0	27089
	Total	133703	127206	526	112	3944	971	267247

राज्यपुरस्कृत आवास योजना ग्रामीण - पूर्ण घरकूले

Sr. No.	Division	Sanction	21.12.2023	22.12.2023	Daily Achivement	Completion %	Remaining	To be Completed in Per Day till 31.03.24
1	AURANGABAD DIV.	188618	128674	128971	297	68.4%	59647	596
2	NASHIK DIV.	140881	96927	97009	82	68.9%	43872	439
3	AMRAVATI DIV.	120717	77508	77554	46	64.2%	43163	432
4	NAGPUR DIV.	127709	78504	78544	40	61.5%	49165	492
5	PUNE DIV.	76593	55257	55273	16	72.2%	21320	213
6	KONKAN DIV.	38223	27639	27645	6	72.3%	10578	106
	Total	692741	464509	464996	487	67.1%	227745	2277

Sr. No.	District	Sanction	21.12.2023	22.12.2023	Daily Achivement	Completion %	Remaining	To be Completed in Per Day till 31.03.24
1	OSMANABAD	19397	12246	12430	184	64.1%	6967	70
2	HINGOLI	24163	12613	12642	29	52.3%	11521	115
3	BEED	26237	18856	18884	28	72.0%	7353	74
4	BULDHANA	21221	15934	15959	25	75.2%	5262	53
5	NANDED	24580	15140	15161	21	61.7%	9419	94
6	NANDURBAR	18859	11619	11640	21	61.7%	7219	72
7	NASHIK	26928	20062	20082	20	74.6%	6846	68
8	DHULE	21774	14899	14914	15	68.5%	6860	69
9	JALGAON	32558	19660	19674	14	60.4%	12884	129
10	JALNA	21399	14372	14386	14	67.2%	7013	70
11	AURANGABAD	25650	18932	18945	13	73.9%	6705	67
12	AHMEDNAGAR	40762	30687	30699	12	75.3%	10063	101
13	NAGPUR	21123	10008	10019	11	47.4%	11104	111
14	GADCHIROLI	18333	12332	12342	10	67.3%	5991	60
15	GONDIA	16181	11448	11458	10	70.8%	4723	47
16	AKOLA	24142	15351	15359	8	63.6%	8783	88
17	SATARA	12939	10132	10140	8	78.4%	2799	28
18	YAVATMAL	33941	21088	21096	8	62.2%	12845	128
19	PUNE	14272	10737	10744	7	75.3%	3528	35
20	LATUR	27608	21719	21725	6	78.7%	5883	59
21	WARDHA	15426	9782	9788	6	63.5%	5638	56
22	AMRAVATI	24810	16522	16527	5	66.6%	8283	83
23	PALGHAR	12202	9068	9073	5	74.4%	3129	31
24	BHANDARA	17699	13247	13249	2	74.9%	4450	45
25	PARBHANI	19584	14796	14798	2	75.6%	4786	48
26	CHANDRAPUR	38947	21687	21688	1	55.7%	17259	173
27	SOLAPUR	24168	15824	15825	1	65.5%	8343	83
28	THANE	6411	4398	4399	1	68.6%	2012	20
29	KOLHAPUR	15578	11152	11152	0	71.6%	4426	44
30	RAIGAD	9647	5802	5802	0	60.1%	3845	38
31	RATNAGIRI	7357	6340	6340	0	86.2%	1017	10
32	SANGLI	9636	7412	7412	0	76.9%	2224	22
33	SINDHUDURG	2606	2031	2031	0	77.9%	575	6
34	WASHIM	16603	8613	8613	0	51.9%	7990	80
	Total	692741	464509	464996	487	67.1%	227745	2277

राज्य योजना अपूर्ण घरकुले

Sr. No.	Division	रमाई आवास योजना	शबरी आवास योजना	आदीम आवास योजना	पारधी आवास योजना	व.च.मु.व योजना	पुण्यश्लोक अहिल्यादेवी होळकर घरकुल योजना	मोदी आवास
1	KONKAN DIV.	946	7554	327	0	2	12	1737
2	PUNE DIV.	11783	1877	56	54	51	442	2624
3	AMRAVATI DIV.	19588	11830	2022	183	1776	105	4124
4	NASHIK DIV.	13188	20699	25	107	137	164	7057
5	NAGPUR DIV.	15292	23786	732	19	5192	20	7659
6	AURANGABAD DIV.	44728	9628	42	60	2250	315	9552
	Total	105525	75374	3204	423	9408	1058	32753

Sr. No.	District	रमाई आवास योजना	शबरी आवास योजना	आदीम आवास योजना	पारधी आवास योजना	व.च.मु.व योजना	पुण्यश्लोक अहिल्यादेवी होळकर घरकुल योजना	मोदी आवास
1	SINDHUDURG	116	0	0	0	0	0	0
2	RATNAGIRI	377	13	4	0	2	0	0
3	THANE	212	1480	139	0	0	0	0
4	SANGLI	1659	7	0	3	0	0	0
5	SATARA	1345	24	0	0	23	0	0
6	PALGHAR	55	2932	70	0	0	0	0
7	PUNE	1583	1770	56	44	0	0	52
8	RAIGAD	186	3129	114	0	0	12	72
9	KOLHAPUR	3955	12	0	0	17	442	75
10	BHANDARA	2245	1022	0	0	1163	20	84
11	GONDIA	1879	2011	0	0	0	0	181
12	PARBHANI	2702	1057	0	0	236	226	238
13	BULDHANA	3965	1212	0	17	0	68	321
14	WARDHA	1941	2700	241	1	0	0	404
15	LATUR	4994	113	0	0	61	0	441
16	GADCHIROLI	1195	3217	252	0	0	0	459
17	AURANGABAD	5590	1109	0	6	0	0	492
18	NASHIK	2207	4097	25	25	0	0	555
19	DHULE	1918	3443	0	12	117	0	565
20	OSMANABAD	6232	144	0	41	229	0	621
21	JALNA	4939	256	0	5	1724	89	666
22	NANDURBAR	821	6314	0	0	0	0	715
23	BEED	6921	372	0	8	0	0	755
24	WASHIM	3160	1149	0	2	0	37	833
25	AMRAVATI	4152	3286	0	28	151	0	971
26	SOLAPUR	3241	64	0	7	11	0	971
27	AKOLA	6278	2038	0	26	0	0	1327
28	NANDED	8024	382	42	0	0	0	1370
29	AHMEDNAGAR	4004	1806	0	15	20	0	1407
30	NAGPUR	2567	8288	0	6	5	0	2910
31	HINGOLI	5326	6195	0	0	0	0	3388
32	YAVATMAL	2033	4145	2022	110	1625	0	3642
33	JALGAON	4238	5039	0	55	0	164	4218
34	CHANDRAPUR	5465	6548	239	12	4024	0	5020
	Total	105525	75374	3204	423	9408	1058	32753

प्रधानमंत्री आवास योजना ग्रामीण - हप्ते वितरण

Sr. No.	Division	1st Installment (Daily Achivement)	1st Installment Remaining	2nd Installment (Daily Achivement)	2nd Installment Remaining	3rd Installment (Daily Achivement)	3rd Installment Remaining	Total Remaining Installment
1	AURANGABAD DIV.	26	9376	130	37325	180	18495	65196
2	NASHIK DIV.	4	3633	90	29067	163	16542	49242
3	AMRAVATI DIV.	20	14648	77	24107	37	10308	49063
4	PUNE DIV.	0	1650	17	11012	32	4389	17051
5	NAGPUR DIV.	0	2345	19	16442	11	7129	25916
6	KONKAN DIV.	0	76	3	2234	16	1652	3962
	Total	50	31728	336	120187	439	58515	210430

Sr. No.	District	1st Installment (Daily Achivement)	1st Installment Remaining	2nd Installment (Daily Achivement)	2nd Installment Remaining	3rd Installment (Daily Achivement)	3rd Installment Remaining	Total Remaining Installment
1	NANDURBAR	0	214	81	6313	147	6264	12791
2	NANDED	0	723	87	14126	131	4889	19738
3	BEED	25	1029	31	5603	17	3500	10132
4	YAVATMAL	4	797	42	6223	13	2979	9999
5	SOLAPUR	0	774	13	5021	26	1907	7702
6	WASHIM	7	727	19	2281	11	1401	4409
7	HINGOLI	0	1410	1	2275	21	1022	4707
8	AKOLA	3	426	5	4040	9	1495	5961
9	AMRAVATI	4	6253	8	7283	4	2194	15730
10	NASHIK	0	347	6	4499	8	2576	7422
11	GONDIA	0	551	10	2767	3	1656	4974
12	AHMEDNAGAR	1	2275	2	2774	8	1677	6726
13	BHANDARA	0	384	5	4428	6	1145	5957
14	JALNA	0	1345	10	2669	0	1974	5988
15	OSMANABAD	1	1298	1	2214	7	2314	5826
16	PALGHAR	0	17	3	1184	6	867	2068
17	THANE	0	13	0	386	8	235	634
18	BULDHANA	2	6445	3	4280	0	2239	12964
19	KOLHAPUR	0	127	4	1612	1	560	2299
20	SANGLI	0	71	0	1929	5	799	2799
21	AURANGABAD	0	1695	0	3939	4	1726	7360
22	JALGAON	3	647	1	10535	0	3087	14269
23	CHANDRAPUR	0	356	2	3538	1	1401	5295
24	NAGPUR	0	692	2	2612	1	847	4151
25	SINDHUDURG	0	1	0	98	2	93	192
26	DHULE	0	150	0	4946	0	2938	8034
27	GADCHIROLI	0	140	0	1893	0	1545	3578
28	LATUR	0	1602	0	2795	0	1301	5698
29	PARBHANI	0	274	0	3704	0	1769	5747
30	PUNE	0	648	0	1965	0	759	3372
31	RAIGAD	0	9	0	361	0	275	645
32	RATNAGIRI	0	36	0	205	0	182	423
33	SATARA	0	30	0	485	0	364	879
34	WARDHA	0	222	0	1204	0	535	1961
	Total	50	31728	336	120187	439	58515	210430

राज्यपुरस्कृत आवास योजना ग्रामीण - हप्ते वितरण

Sr. No.	Division	1st Installment (Daily Achivement)	1st Installment Remaining	2nd Installment (Daily Achivement)	2nd Installment Remaining	3rd Installment (Daily Achivement)	3rd Installment Remaining	Total Remaining Installments
1	AURANGABAD DIV.	28	13980	48	30191	27	11891	56062
2	AMRAVATI DIV.	32	13489	40	19353	17	5620	38462
3	NAGPUR DIV.	2	15935	11	24606	17	4638	45179
4	PUNE DIV.	1	11693	5	5797	1	1897	19387
5	KONKAN DIV.	3	2923	2	4734	1	1620	9277
6	NASHIK DIV.	0	18962	0	13027	3	6136	38125
	Total	66	76982	106	97708	66	31802	206492

Sr. No.	District	1st Installment (Daily Achivement)	1st Installment Remaining	2nd Installment (Daily Achivement)	2nd Installment Remaining	3rd Installment (Daily Achivement)	3rd Installment Remaining	Total Remaining Installment
1	HINGOLI	16	2218	35	6590	16	1779	10587
2	AKOLA	30	1860	15	5457	4	1212	8529
3	YAVATMAL	2	3550	13	5969	6	1725	11244
4	AMRAVATI	0	2485	12	3707	5	1054	7246
5	PARBHANI	8	1114	6	2689	0	932	4735
6	NAGPUR	0	4767	5	5160	6	591	10518
7	GONDIA	1	2530	4	1274	4	504	4308
8	LATUR	4	1467	3	2449	2	1328	5244
9	GADCHIROLI	1	2309	1	1891	4	967	5167
10	BEED	0	1014	0	3186	5	2248	6448
11	PALGHAR	2	476	2	1368	1	636	2480
12	JALNA	0	1143	4	3282	0	1597	6022
13	KOLHAPUR	0	2277	4	1710	0	251	4238
14	NANDED	0	3791	0	4924	3	1418	10133
15	NASHIK	0	2032	0	2422	3	1203	5657
16	BHANDARA	0	658	0	2414	2	452	3524
17	CHANDRAPUR	0	3018	1	11478	1	1821	16317
18	SATARA	0	1453	1	538	1	427	2418
19	WASHIM	0	5044	0	2135	2	661	7840
20	AURANGABAD	0	1359	0	2732	1	1374	5465
21	SOLAPUR	1	6203	0	1191	0	515	7909
22	THANE	1	504	0	1110	0	209	1823
23	AHMEDNAGAR	0	6028	0	2371	0	1193	9592
24	BULDHANA	0	550	0	2085	0	968	3603
25	DHULE	0	1601	0	2118	0	1507	5226
26	JALGAON	0	6662	0	3583	0	1429	11674
27	NANDURBAR	0	2639	0	2533	0	804	5976
28	OSMANABAD	0	1874	0	4339	0	1215	7428
29	PUNE	0	577	0	1746	0	492	2815
30	RAIGAD	0	763	0	2086	0	691	3540
31	RATNAGIRI	0	682	0	119	0	71	872
32	SANGLI	0	1183	0	612	0	212	2007
33	SINDHUDURG	0	498	0	51	0	13	562
34	WARDHA	0	2653	0	2389	0	303	5345
	Total	66	76982	106	97708	66	31802	206492

राज्य योजना: पहिला हप्ता प्रलंबीत

Sr. No.	Division	रमाई आवास योजना	शबरी आवास योजना	आदीम आवास योजना	पारधी आवास योजना	य.च.मु.व योजना	पुण्यश्लोक अहिल्यादेवी होळकर घरकुल योजना	मोदी आवास
1	KONKAN DIV.	160	1006	20	0	0	0	7057
2	PUNE DIV.	4109	353	7	15	4	148	1737
3	AMRAVATI DIV.	3905	1411	128	17	334	35	9552
4	NASHIK DIV.	3120	6234	0	5	22	29	4124
5	NAGPUR DIV.	5129	6059	62	2	559	0	7659
6	AURANGABAD DIV.	8673	2098	13	21	429	122	2624
	Total	25096	17161	230	60	1348	334	32753

Sr. No.	District	रमाई आवास योजना	शबरी आवास योजना	आदीम आवास योजना	पारधी आवास योजना	य.च.मु.व योजना	पुण्यश्लोक अहिल्यादेवी होळकर घरकुल योजना	मोदी आवास
1	PALGHAR	2	399	3	0	0	0	0
2	SINDHUDURG	39	0	0	0	0	0	0
3	THANE	22	292	9	0	0	0	0
4	BULDHANA	228	322	0	0	0	0	0
5	PUNE	140	341	7	14	0	0	0
6	BHANDARA	507	75	0	0	76	0	0
7	RATNAGIRI	61	0	0	0	0	0	52
8	RAIGAD	36	315	8	0	0	0	72
9	BEED	845	111	0	6	0	0	75
10	PARBHANI	155	228	0	0	46	120	84
11	JALNA	712	179	0	1	249	2	181
12	SANGLI	624	4	0	0	0	0	238
13	AURANGABAD	1066	290	0	3	0	0	321
14	SATARA	45	0	0	0	1	0	404
15	LATUR	708	15	0	0	29	0	441
16	DHULE	38	172	0	0	21	0	459
17	AKOLA	1205	213	0	1	0	0	492
18	OSMANABAD	1420	17	0	11	105	0	555
19	NASHIK	76	1464	0	0	0	0	565
20	HINGOLI	1033	1185	0	0	0	0	621
21	KOLHAPUR	2126	1	0	0	2	148	666
22	GADCHIROLI	137	829	16	0	0	0	715
23	AMRAVATI	1424	358	0	3	34	0	755
24	GONDIA	877	820	0	0	0	0	833
25	NANDURBAR	4	2551	0	0	0	0	971
26	WARDHA	702	1161	35	0	0	0	971
27	CHANDRAPUR	1101	451	11	1	483	0	1327
28	YAVATMAL	4	195	128	13	300	0	1370
29	NANDED	2734	73	13	0	0	0	1407
30	NAGPUR	1805	2723	0	1	0	0	2910
31	WASHIM	1044	323	0	0	0	35	3388
32	AHMEDNAGAR	1738	69	0	2	1	0	3642
33	SOLAPUR	1174	7	0	1	1	0	4218
34	JALGAON	1264	1978	0	3	0	29	5020
	Total	25096	17161	230	60	1348	334	32753

मोदी आवास घरकुल योजना

Sr. N	Division	Target	Registered	Sanction	%	Remaining Sanction	1St Installment	Remaining 1St
1	KONKAN DIV.	13116	3394	1737	13.2%	11379	0	1737
2	AURANGABAD DIV.	79489	4949	2624	3.3%	76865	0	2624
3	NAGPUR DIV.	54596	16642	4124	7.6%	50472	0	4124
4	PUNE DIV.	18306	8982	7057	38.6%	11249	0	7057
5	AMRAVATI DIV.	81040	20251	7659	9.5%	73381	0	7659
6	NASHIK DIV.	53453	12321	9552	17.9%	43901	0	9552
	Total	300000	66539	32753	10.9%	267247	0	32753

Sr. N	District Name	Target	Registered	Sanction	%	Remaining Sanction	1St Installment	Remaining 1St
1	SOLAPUR	11019	5468	5020	45.6%	5999	0	5020
2	AHMEDNAGAR	4356	4699	4218	96.8%	138	0	4218
3	WASHIM	12455	8947	3642	29.2%	8813	0	3642
4	JALGAON	29531	4898	3388	11.5%	26143	0	3388
5	YAVATMAL	29999	3866	2910	9.7%	27089	0	2910
6	SATARA	1777	1499	1407	79.2%	370	0	1407
7	DHULE	9709	1589	1370	14.1%	8339	0	1370
8	GADCHIROLI	6548	1453	1327	20.3%	5221	0	1327
9	CHANDRAPUR	10874	3318	971	8.9%	9903	0	971
10	NANDED	23598	1280	971	4.1%	22627	0	971
11	GONDIA	14429	7547	833	5.8%	13596	0	833
12	WARDHA	4965	1264	755	15.2%	4210	0	755
13	LATUR	6318	763	715	11.3%	5603	0	715
14	AMRAVATI	14178	3543	666	4.7%	13512	0	666
15	RATNAGIRI	6356	1481	621	9.8%	5735	0	621
16	PARBHANI	13596	1001	565	4.2%	13031	0	565
17	SANGLI	1958	968	555	28.3%	1403	0	555
18	NASHIK	6981	944	492	7.0%	6489	0	492
19	SINDHUDURG	1308	999	459	35.1%	849	0	459
20	AKOLA	7353	3341	441	6.0%	6912	0	441
21	RAIGAD	2456	598	404	16.4%	2052	0	404
22	OSMANABAD	2274	846	321	14.1%	1953	0	321
23	NAGPUR	6747	3060	238	3.5%	6509	0	238
24	THANE	2538	217	181	7.1%	2357	0	181
25	NANDURBAR	2876	191	84	2.9%	2792	0	84
26	PUNE	1521	536	75	4.9%	1446	0	75
27	PALGHAR	458	99	72	15.7%	386	0	72
28	BEED	16041	269	52	0.3%	15989	0	52
29	AURANGABAD	5812	770	0	0.0%	5812	0	0
30	BHANDARA	11033	0	0	0.0%	11033	0	0
31	BULDHANA	17055	554	0	0.0%	17055	0	0
32	HINGOLI	3354	12	0	0.0%	3354	0	0
33	JALNA	8496	8	0	0.0%	8496	0	0
34	KOLHAPUR	2031	511	0	0.0%	2031	0	0
	Grand Total	300000	66539	32753	10.9%	267247	0	32753